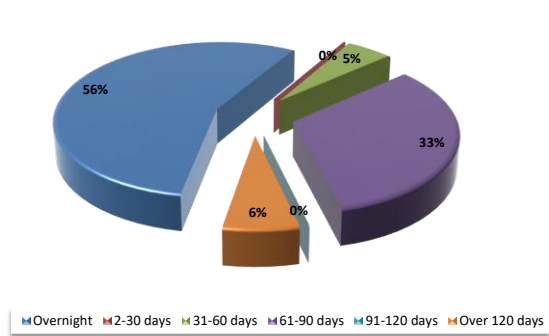
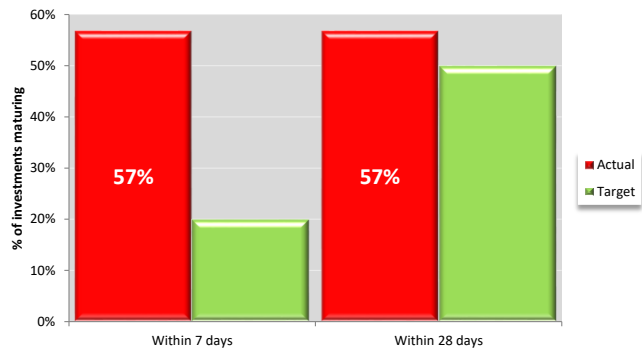


Appendix 2 Investments as at End September 2019

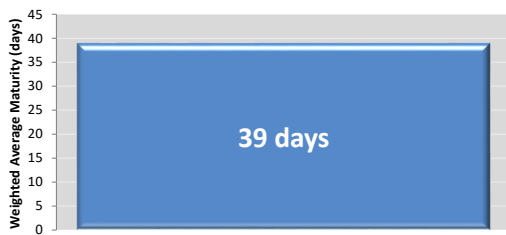
Maturity Profile of Council Investments



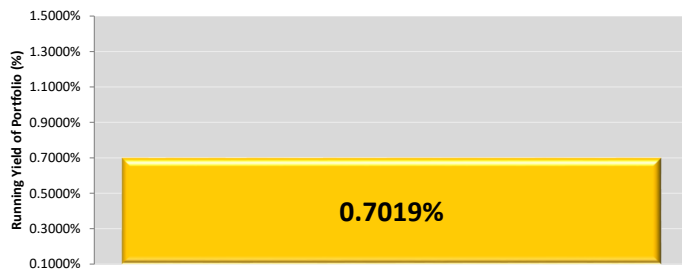
Liquidity Monitoring



Weighted average maturity of Portfolio



Running Yield of Portfolio



Investments Outstanding at Month End (in detail)

Fixed deposits

		Invested (£m)	Interest rate	Start date	End date
15248	Slough	4.000	0.80%	22/05/2019	22/11/2019
15341	London Borough of Sutton	5.000	0.75%	06/08/2019	06/02/2020
15359	Surrey County Council	10.000	0.72%	23/08/2019	20/12/2019
15397	DMADF	2.475	0.50%	26/09/2019	01/10/2019

Call and MMF (Instant access unless otherwise stated)

	Account	Invested (£m)	Rate
MMF*	Insight	9.650	0.66%
	LGIM	10.000	0.69%
	Blackrock	9.400	0.68%
	Aberdeen MMF (Std Life)	10.000	0.69%
Call	Bank of Scotland	0.000	0.60%
	Svenska Handelsbanken	3.475	0.60%
Cash+	Aberdeen	5.000	0.78%
	Federated	4.000	0.57%
	Payden & Rygel	6.000	0.88%

Total Invested £'000:

79,000

Total Instant Access	42,525	53.8%
Total Cash plus	15,000	19.0%
Total Fixed Deposits	21,475	27.2%

* MMF Interest rates are for previous night.